




Final




Step 1:

Trace the stencils.




Step 2:

Create the base for your 3Doodle. This is important since it will help your coral stay in place and not float to the surface.



Step 3:

Join the separate Doodled pieces together.



Step 4:

Afterwards, you can place rocks over the base on your coral so it will not float!

Stencils

Corals

